

Annual report January - June 2017

Västerås, 18 July 2017



APRIL - JUNE 2017

- Net turnover 187.5 MSEK (191.3)
- Profit before depreciation/amortization and write downs 5.1 MSEK (3.4)
- Operating profit/loss EBIT 2.6 MSEK (0.7)
- Operating margin EBIT 1.4 % (0.4)
- Profits after tax 1.8 MSEK (0.4)
- Profit per share 0.15 SEK (0.01)

JANUARY - JUNE 2017

- Net turnover 386.2 MSEK (367.6)
- Profit before depreciation/amortization and write downs 17.8 MSEK (9.1)
- Operating profit/loss EBIT 12.7 MSEK (3.8)
- Operating margin EBIT 3.3 % (1.0)
- Profits after tax 9.1 MSEK (2.3)
- Profit per share 0.87 SEK (0.16)



Continued focus on profitability and customer satisfaction

PROFITS/LOSS

Operating profits increased to MSEK 2.6 (EBIT 1.4 %) compared to MSEK 0.7 (0.4 %) for the corresponding period last year. Incomes for the second quarter amounted to MSEK 187 compared to MSEK 191 in the corresponding period of the previous year. The profits have been affected by the second quarter having fewer working days, both compared with the previous quarter and with the corresponding quarter for the previous year, which underscores the improvement in profits compared to the previous year. The utilization and charging rate has improved successively through the year, to a satisfactory level.

The market has remained generally strong, with digitalization and robotics acting as strong drivers and we look towards Prevas' future opportunities with confidence. Our greatest challenge now is capacity growth within our main areas as well as continuing to rationalize the organization and maintain a focus on costs.

Karl-Gustav Ramström

A WORD FROM THE CEO

AN EXPERIENCED DEVELOPMENT PARTNER WITHIN DIGITALIZATION AND AUTOMATION

Our vision is that we shall be a leader in applying technology and serve as a model for creating long-term, sustainable society. We are a well-established engineering company and development partner for companies in a number of industries and digitalization and the development of automation are strong attractions as the new wave of technology opens the way for new types of customers and applications. Understanding and mastering technology that is advancing so quickly is a major factor when we are helping our clients and I am very proud of our colleagues and what we help our customers to achieve. Prevas has always worked with industrial processes and we can also benefit from that experience and knowledge in these areas.

Exciting assignments at the cutting edge of technology, ranging over lots of different areas of application. Among other things, we help our customers to develop environmentally intelligent solutions, increase productivity and develop products that save lives and prevent work injuries. For example, where the technology enables more healthcare to be provided in patients' homes, with monitoring and test analyses via the Internet. Other examples are where one can use digitalization to automate and simplify processes by moving traditional paperwork to apps that increase efficiency and mobility. Using AR (Augmented Reality) one can present information and instructions in direct connection to the work task, machine or installation it applies to. Everything to create added value for our customers.

It is about finding the right level for the technical solution in close collaboration with our customers, in order to produce the best solutions in these areas. That is when we can deliver the impressive results for everyone involved. Our customers understand their industries and markets, and Prevas can contribute advice and expertise about the technology and applications as early as the concept phase. This makes it easier for them to accomplish their implementation goals and shortens time to market, an increasingly important factor in global competition.

NEW COLLEAGUES AND THERE WILL BE MORE OF US AS WE GROW

Development and reinforcement of our expertise are key factors that are both strategic and an exciting challenge when we focus on growth in our main areas.

Pleasingly, in a short period of time we have welcomed 55 new enthusiastic and expert colleagues to Prevas but we need even more. Thanks to the strong demand from customers and new markets, we need to recruit in many areas of the group and are therefore looking to employ more than 100 new colleagues over the next six months. The focus is on digitalization within the areas of smart products and smart factories, and the associated new services and solutions that are now in demand.

Karl-Gustav Ramström,
CEO Prevas AB

FORTHCOMING REPORTS

Interim report January - September,
October 25 2017

Year end report 2017,
February 8 2018

MORE INFORMATION

Karl-Gustav Ramström, CEO
Tel: +46 (0)21-360 19 00
Cell: +46 (0)70-349 20 90
E-mail: karl-gustav.ramstrom@prevas.se

Andreas Lindahl, CFO
Tel: +46 (0)21-360 19 34
Cell: +46 (0)70-547 08 25
E-mail: andreas.lindahl@prevas.se

Operations

Prevas is an IT company that provides technical solutions and services to clients working to increase their productivity and innovation.

MARKET

Digitalization is a trend that is rapidly creating new opportunities in companies within almost every industry. After having been a hot topic of conversation for many of our customers for some time, digitalization is now in focus with an increasing number of tasks where Prevas is helping to implement solutions within areas such as industry 4.0 and the Internet of Things (IoT). Prevas has worked with solutions for connected products and industrial processes for many years. The difference now is that the communications opportunities are much better and the data volume is significantly larger. It is also positive that implementation costs are falling and the opportunities to analyze data using advanced algorithms have developed strongly, which has laid the foundations for the creation of intelligent learning machines and systems. We can now state that the company is genuinely beginning to take advantage of the capabilities of new technology to strengthen its competitiveness and to introduce new innovative solutions for products and production processes. The digitalization trend and market pressure has also resulted in a shortage of engineer resources and Prevas is now making strong investment in recruiting across a wide base and extending its partner network.

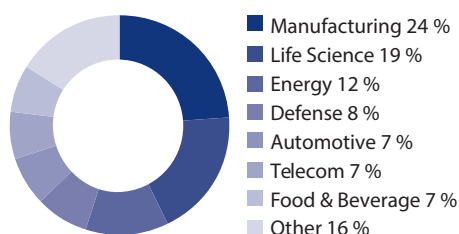
The second quarter has seen a marked increase in demand across a number of the industries that Prevas works with. Particular mention should be made of the life sciences, defense and automotive branches.

Digital health based on connected measurement and analysis tools will play an important role in the healthcare systems of the future. There is a constant search underway for solutions to help people live longer lives and to rationalize medical care. New and innovative, comprehensive solutions are needed with improved user friendliness, as well as mobile communications solutions where the combination of new and proven technologies is becoming increasingly important.

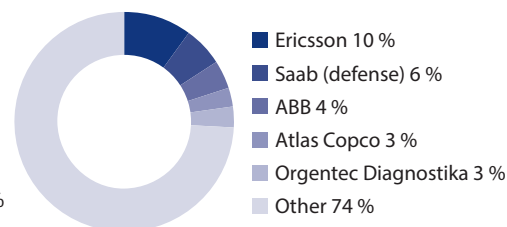
The uncertain military situation in the world means that the defense industry, with SAAB at the forefront, has experienced a very healthy increase in orders, which has in turn meant increased requirement for development services and assignments. Prevas' experience within advanced sensor technology and experience of creating reliable solutions makes Prevas a highly rated supplier in this demanding sector.

The automotive industry is going well in Sweden, the use of IT and electronics is becoming an increasingly significant factor in competitiveness. Connected vehicles have also become an area of opportunity that will change the industry and will lead to increased demand for expertise in software and communication technology.

INDUSTRY BREAKDOWN, Q1-2 2017



THE LARGEST CUSTOMERS, Q1-2 2017



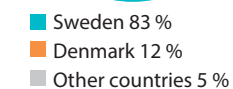
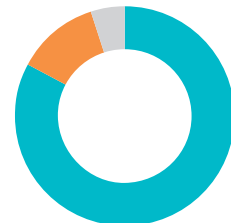
OFFER

In order to gather our specialist expertise within important areas of operation and technology, Prevas has established a number of Centers of Excellence. Our strategy is to increase customer benefits through these centers of excellence and specialist areas, in close collaboration with our customers. The new wave of digitalization has created openings for other types of customers to be attracted by Prevas expertise. Prevas is one of a few suppliers with vast experience and breadth of expertise in the areas of smart products and smart factories.

Prevas' investment within digitalization, Internet of Things and Industry 4.0 has also led to new business, both in the form of new innovative connected products and new system solutions within smart services.

TURNOVER

DIVIDED BY SEGMENT, Q1-2 2017



INNOVATION OF GROWTH

Since the dawn of time it has been innovative ideas that have developed the world. In a global community the pace of innovation has to be faster than ever to assure growth. Since starting in 1985 Prevas has had the task of using high technological expertise and innovative solutions to create growth for our clients.

MEET US AT

Productivity day, Stockholm,
Sept 21 2017

Hösfest, Malmö,
Oct 13 2017

Vedlikeholdsdagen, Oslo,
Oct 24-25 2017

Embedded Conference Scandinavia,
Stockholm, **Nov 7-8 2017**

UNDER THE SKIN

"Under skalet" (Under the skin) is a web TV series that Prevas produces together with Ny Teknik. The films are published by Ny Teknik on www.nyteknik.se/underskalet.

FOLLOW US



Today's smart products are becoming increasingly complex and electronics are used everywhere in today's society, in everything from cars, trains, planes, medical equipment, industrial robots to modern white goods. A good testing and verification model is important for a product's success, to reduce development times and increase product quality. Prevas' expertise within test solutions is necessary to test the smart and complex products of today.

There are a lot of advances in research within life science that require new methods of analysis and advanced measurement instruments to become usable. Advanced sensor technology and the new connectivity opportunities also create new product innovations and opportunities within the healthcare sector. Prevas' customer base includes both small start-up companies and major international groups and it is pleasing to see that Prevas expertise contributes to saving lives and improving the quality of life for many people.

Automation and robotics solutions are needed to achieve efficient and sustainable manufacturing. Modern robotics solutions result in increased pace of production and product quality, fewer operational stoppages and lower costs. Prevas' specialist area within robotics solutions is based on a wide range of application expertise. With cutting edge expertise in system design and mechanical engineering, as well as robot programming, we can construct competitive and complete robot-based production units. To this is added another important area, which is logistics within the factories. Here Prevas is able to supplement both experience and deep expertise in a good way by creating good total solutions for the optimized production flows demanded by many customers.

World class performance requires even more. The expression smart factories is growing rapidly. These require comprehensive IT solutions for control and monitoring of complete production processes. Prevas' specialist area within manufacturing execution systems (MES) closes the gap between business systems and automation systems. Connection of all production equipment is a corner stone within this area. Cost effective solutions are available today that give increased capacity in a number of areas; productivity, flexibility, traceability, quality and profitability. There are a lot of customer categories that are recipients of these powerful tools for sales and production planning, quality and production follow up, material handling and logistics.

IMPORTANT EVENTS DURING THE PERIOD

- **Welcomed 55 new employees and want to employ a further 100 new colleagues**

Prevas experiences great demand from customers and new markets. Digitalization and the development of automation are strong draws. We are looking for specialists in areas such as software development, mechanics, electronics, Industrial IT and automation.

- **Development partner for INEXSO**

With a very short ramp-up time, the Danish tech start-up INEXSO has developed a security classified box that enables the exchange of keys around the clock through self-service. Prevas' expertise within electronics and the Internet of Things meant that INEXSO could quickly develop a new innovative solution.

- **Develops cloud based lift solutions for Human Care**

Human Care has its main offices and product development in Stockholm. The company's overhead lifts are used at assisted-living facilities, hospitals and in home environments for moving people with disabilities, such as from beds to wheelchairs or from wheelchairs to bathtubs. The new software based products give greater flexibility in control and monitoring use. Maintenance of the equipment is also more proactive when all usage is stored and analyzed.

- **Production solutions for the manufacturing industry**

A major group has the objective of rationalizing its production units and has therefore started an initiative to introduce a solution for Manufacturing Execution Systems (MES). The objective is to standardize and rationalize the different production units of the global group. With its unique expertise in the MES field, Prevas is participating in both the pre-study and the implementation phases.

- **Storage system for more efficient production**

A company within the automotive industry must improve its delivery precision. With help from Prevas, the IT solutions for stock control are being modernized. At the same time, a platform is being developed for the customer's future digitalization initiative.

PREVAS VISION

Prevas shall be a leader in applying technology and serve as a model for creating a long-term, sustainable society.

PREVAS MISSION

Our work is based on an in-depth understanding of our clients' operations and business activities. Through continuous development – both of our own capabilities and those of our clients – we exploit advances in technology and digitalization. Working with our clients, we transform their needs and ideas into competitive strengths.

We have a passion for resolving technological challenges. With advanced expertise in product development, embedded systems, industrial IT and automation, Prevas provides solutions and consulting services that fulfill our clients' needs – today and tomorrow.

Financial Information, group

TURNOVER

APRIL - JUNE

Net turnover amounted to 187.5 MSEK (191.3). The number of working days amounted to 59 (62). Net turnover per employee amounted to 365 TSEK (343).

JANUARY - JUNE

Net turnover amounted to 386.2 MSEK (367.6). The number of working days amounted to 123 (123). Net turnover per employee amounted to 737 TSEK (665 TSEK).

PROFITS/LOSS

APRIL - JUNE

Operating profit/loss EBIT amounted to 2.6 MSEK (0.7) which gives an operating margin of 1.4 percent (0.4). Profit before depreciation/amortization and write downs EBITDA amounted to 5.1 MSEK (3.4) which gives profit margin before depreciation/amortization and write downs of 5.4 percent (1.8). Profits after tax amounted to 1.8 MSEK (0.4). Operations have seen continued positive development in consultancy utilization.

JANUARY - JUNE

Operating profit/loss EBIT amounted to 12.7 MSEK (3.8) which gives an operating margin of 3.3 percent (1.0). Profit before depreciation/amortization and write downs EBITDA amounted to 17.8 MSEK (9.1) which gives profit margin before depreciation/amortization and write downs of 4.6 percent (2.5). Profits after tax amounted to 9.1 MSEK (2.3).

CASH FLOW, LIQUID FUNDS AND FINANCING

The cash flow from the ongoing operations for the first six months amounted to 16.3 MSEK (18.8). Liquid funds at period end amounted to 12.1 MSEK (37.5) of which an unused overdraft facility for 11.9 MSEK (36.8). The company's credit limit in the first quarter was reduced by 10 MSEK in accordance with the agreed plans. In July the credit limit returned to the previous level, an increase of 10 MSEK.

Key ratio per quarter

	2017	2017	2016	2016	2016	2016	2015	2015	2015	2015
	Q 2	Q 1	Q 4	Q 3	Q 2	Q 1	Q 4	Q 3	Q 2	Q 1
Operating income, MSEK	187.5	198.7	183.5	145.5	191.3	176.3	184.4	147.9	183.4	185.7
Operating profit/loss, MSEK	2.6	10.0	-8.5	-2.6	0.7	3.0	-15.4	0.2	-3.9	1.4
Operating margin in %	1.4	5.0	-4.6	-1.8	0.4	1.7	-8.4	0.2	-2.1	0.7
Number of working days	59	64	64	66	62	61	63	66	59	62
Number of employees at end of period	535	540	548	583	586	590	579	592	601	613
Number of employees, average	514	532	533	527	561	551	554	539	574	584
Net turnover/employee, TSEK	365	374	344	276	343	320	333	274	322	318
Equity ratio, %	43	42	39	44	42	43	40	43	41	42
Profit per share, SEK	0.15	0.72	-0.71	-0.18	0.01	0.16	-0.68	0.04	-0.22	0.10
Equity per share, SEK	14.39	14.24	13.54	14.24	14.33	14.29	14.09	14.79	14.78	15.03

FINANCIAL POSITION

Equity at period end amounted to 147.2 MSEK (146.9), which gives an equity ratio of 43 percent (42). Equity per share amounted to 14.39 SEK (14.33).

EMPLOYEES

The average number of employees during the six-month period amounted to 524 (555), of which 412 (422) were in Sweden, 66 (58) in Denmark, 25 (50) in Other segments and 21 (25) were central. The number of employees at period end amounted to 535 (568) of which the proportion who were women was 12 percent.

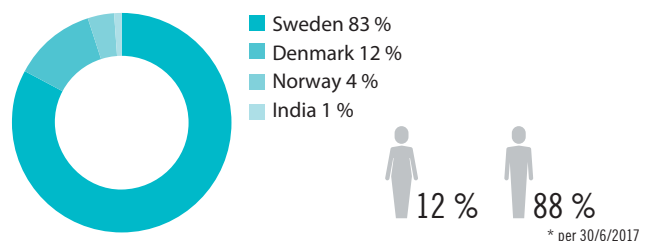
INVESTMENTS

During the year, the group's investment in assets amounted to 0.8 MSEK (0.5), of which 0.5 MSEK (0.3) covered machinery and inventory and 0.3 MSEK (0.2) product development and intangible assets. In addition to this, acquisition costs for car leasing rose to 0.7 MSEK (1.8).

OPERATIONAL STRENGTH KEY RATIOS, PROJECTS IN TIME

Customer satisfaction, delivery precision and warranty work are continuously metered as part of the company's certified quality system. Since starting in 1985 Prevas has had a very high number of satisfied customers and unique high quality figures regarding delivery precision and warranty. Prevas' customer satisfaction rating has increased to 8.4 (scale of 1 to 10) during the quarter. This together with the fact that 83 percent of our projects were delivered on time, means that Prevas is highly valued by the customers.

TOTAL NUMBER OF EMPLOYEES *



THE PARENT COMPANY

JANUARY - JUNE

Turnover amounted to 297.0 MSEK (278.7) and the result after financial items amounted to 10.4 MSEK (0.1).

RISKS AND UNCERTAINTY FACTORS

The Prevas group, including the parent company, works with a number of basic principles for managing risk in the different divisions of the operations. Effective risk management is a continuous process that is run within the framework of operational control and makes up a natural part of the ongoing follow up work in the operations. Examples of operational and market related risks are; competition and pricing pressure, negative development at our customers, bankruptcy risks and exchange and interest rate risk. It is Prevas' judgement that the risks have increased slightly during the last few years but that quarter 2 in 2017 has not lead to any increased exposure to risk. Another risk is competition for qualified employees, where the risk has increased over recent years. From Prevas' position as market leader in Integrated System and Industrial IT, it is important to attract and recruit the best possible people. Given the good labor market, the difficulty in maintaining the level of expertise is something that may affect Prevas in the future.

TRANSACTIONS WITH AFFILIATED BODIES

Any transactions of this type are reported in the annual report 2016 under note 25 and largely attributable to purchases and sales between companies within the group. Transactions occur under market conditions.

ACCOUNTING PRINCIPLES

This interim report has been prepared in accordance with IAS 34 Interim reports. The group report has been prepared in accordance with International Financial Reporting Standards, IFRS, as adopted by the EU, and where relevant Swedish leg-

islation regarding annual reports. The parent company accounts have been prepared in accordance with the Annual Accounts Act and recommendation RFR 2 Accounts for legal entities.

New or modified IFRS or interpretations of 2017 have not had any significant effect on the financial reports.

The group and the parent company apply the same accounting principles and calculations bases as in the annual report for 2016.

FINANCIAL INSTRUMENTS

Reported value of liquid funds, account receivables, generated but unbilled income, interest bearing liabilities and suppliers' liabilities are considered to make up an approximation of the actual value of these receivables and liabilities.

Conditional additional considerations come to 0.5 MSEK (1.4 MSEK). Additional considerations are valued at their actual value in accordance with level 3 and the most significant parameter when evaluating is estimated earnings of acquired operations. Final additional considerations can result in the range of 0 - 0.5 MSEK.

KEY FIGURES

From and including July 3rd 2016 the ESMA's (European Securities And Markets Authority) "Guidelines – Alternative key figures" will be applied. The definitions of Prevas key figures can be found on page 35 in the annual report for 2016. The alternative key figures such as EBITDA are used to give a more detailed description of how the operations developed, while other alternative key figures, such as various measures of return, focus on the ownership perspective.

Västerås July 18 2017

Prevas AB (publ)

Karl-Gustav Ramström, CEO Prevas AB

The board and Chief Executive Officer certify that the interim report gives a fair and true overview of the parent company's and group's operations, financial position and results and describe any significant risks and uncertainties facing the company and the companies that make the group.

Västerås July 18 2017

Prevas AB (publ)

Göran Lundin
Chairman

Karl-Gustav Ramström
President and CEO Prevas AB

Bengt Engström
Board member

Ulrika Grönberg
Board member

Peter Karlsten
Board member

Bengt-Erik Lindgren
Vice Chairman

Johan Bolin
Employee representative

Mikael Brunnegård
Employee representative

This financial report has not been subject to inspection by the company's auditors.

Published 07-18-2017, 8:30 CET. This information is such that Prevas AB (publ) is required to make it public in accordance with the EU's market abuse regulations and the Securities market Act. This is a translation of an original document in Swedish. In case of dispute, the original document should be taken as authoritative (Delårsrapport januari - juni 2017 at www.prevas.se). Or contact the company direct.

Accounts, group

STATEMENT OF OPERATIONS in summary, TSEK	2017 Q 2	2016 Q 2	2017 Q1-2	2016 Q1-2	2016 Full year
Net turnover	187,478	191,303	386,200	367,583	696,562
Capitalized work	279	190	993	259	1,491
Other external costs	-59,115	-57,758	-122,849	-104,870	-208,341
Personnel costs	-123,529	-130,300	-246,512	-253,865	-486,459
Profits before depreciation/amortization	5,113	3,435	17,832	9,107	3,253
Depreciation intangible fixed costs	-1,503	-1,689	-3,230	-3,368	-6,927
Depreciation tangible fixed assets	-965	-998	-1,931	-1,974	-3,630
Operating profit/loss	2,645	748	12,671	3,765	-7,304
Financial net	-357	-509	-823	-716	9
Profit after financial items	2,288	239	11,848	3,049	-7,295
Tax	-536	143	-2,709	-721	1,120
Profits for the period	1,752	382	9,139	2,328	-6,175
Profit for period attributable to parent company owners	1,497	67	8,779	1,645	-7,366
Profit for period attributable to non-controlling interests	255	315	360	683	1,191
Profit per share before and after dilution in SEK	0.15 SEK	0.01 SEK	0.87 SEK	0.16 SEK	-0.73 SEK

REPORT OF TOTAL EARNINGS in summary, TSEK	2017 Q 2	2016 Q 2	2017 Q1-2	2016 Q1-2	2016 Full year
Profits for the period	1,752	382	9,139	2,328	-6,175
Items that will be later implemented in the period's profit/loss;					
Calculation differences attributable to overseas operations	91	274	-125	719	1,733
Total earnings for the period after tax	1,843	656	9,014	3,047	-4,442
Total earnings for period attributable to parent company owners	1,588	341	8,654	2,364	-5,633
Total earnings for period attributable to non-controlling interests	255	315	360	683	1,191

BALANCE SHEET in summary, TSEK	2017 30th June	2016 30th June	2016 31st Dec
Goodwill	135,659	134,828	135,821
Other intangible fixed assets	6,719	10,279	8,724
Tangible fixed assets	13,386	13,430	14,006
Deferred tax asset	4,268	3,935	4,956
Total fixed assets	160,032	162,472	163,507
Current receivables	180,427	185,231	197,098
Liquid funds	273	1,309	1,260
Total current assets	180,700	186,540	198,358
TOTAL ASSETS	340,732	349,012	361,865
Equity attributable to owners of parent company	145,399	144,742	136,745
Equity attributable to non-controlling interests	1,804	2,136	2,644
Equity	147,203	146,878	139,389
Deferred tax liability	8,433	9,705	8,934
Non-current provisions	–	–	500
Long term interest bearing liabilities	6,979	12,709	9,437
Total non-current liabilities	15,412	22,414	18,871
Current provisions	2,064	5,227	2,672
Current interest bearing liabilities	50,268	35,141	60,381
Other interest bearing liabilities	125,785	139,352	140,552
Total current provisions	178,117	179,720	203,605
TOTAL LIABILITIES AND EQUITY	340,732	349,012	361,865

CHANGES IN EQUITY in summary, TSEK	2017 30th June	2016 30th June	2016 31st Dec
Opening balance	139,389	143,831	143,831
Total of total earnings for period attributable to parent company owners	8,654	2,364	-5,633
Total of total earnings for period attributable to non-controlling interests	360	683	1,191
Dividend non-controlling interests	-1,200	–	–
Closing balance	147,203	146,878	139,389
Equity attributable to owners of parent company	145,399	144,742	136,745
Equity attributable to non-controlling interests	1,804	2,136	2,644

OPERATING SEGMENT, April-June 2017, TSEK	Sweden	Denmark	Other	Group functions and eliminations	Total the group
Sales to external customers	155,214	23,301	8,963	–	187,478
Sales to other segments	446	1,061	654	-2,161	
Profits before depreciation/amortization, EBITDA	4,222	725	1,094	-928	5,113
Write-offs	-1,641	-331	-496	–	-2,468
Operating profit, EBIT	2,581	394	598	-1,292	2,645
Financial items				-357	-357
Pretax Profits					2,288

OPERATING SEGMENT, April-June 2016, TSEK	Sweden	Denmark	Other	Group functions and eliminations	Total the group
Sales to external customers	160,192	20,415	10,696	–	191,303
Sales to other segments	636	1,204	673	-2,513	
Profits before depreciation/amortization, EBITDA	4,709	1,936	-2,887	-323	3,435
Write-offs	-1,780	-433	-474	–	-2,687
Operating profit, EBIT	2,929	1,503	-3,361		748
Financial items				-509	-509
Pretax Profits					239

OPERATING SEGMENT, January-June 2017, TSEK	Sweden	Denmark	Other	Group functions and eliminations	Total the group
Sales to external customers	320,161	47,055	18,984	–	386,200
Sales to other segments	865	1,366	1,219	-3,450	
Profits before depreciation/amortization, EBITDA	14,986	3,184	1,882	-2,220	17,832
Write-offs	-3,524	-643	-994	–	-5,161
Operating profit, EBIT	11,462	2,541	888	-1,292	12,671
Financial items				-823	-823
Pretax Profits					11,848

OPERATING SEGMENT, January-June 2016, TSEK	Sweden	Denmark	Other	Group functions and eliminations	Total the group
Sales to external customers	300,654	40,872	26,057	–	367,583
Sales to other segments	1,118	1,827	1,264	-4,209	
Profits before depreciation/amortization, EBITDA	8,436	5,237	-3,396	-1,170	9,107
Write-offs	-3,667	-728	-947	–	-5,342
Operating profit, EBIT	4,769	4,509	-4,343		3,765
Financial items				-716	-716
Pretax Profits					3,049

OPERATING SEGMENT, January-December 2016, TSEK	Sweden	Denmark	Other	Group functions and eliminations	Total the group
Sales to external customers	577,470	74,440	44,652	–	696,562
Sales to other segments	1,507	3,251	2,256	-7,014	
Profits before depreciation/amortization, EBITDA	14,062	5,725	-12,435	-4,099	3,253
Write-offs	-7,321	-1,272	-1,964	–	-10,557
Operating profit, EBIT	6,741	4,453	-14,399	-4,099	-7,304
Financial items				9	9
Pretax Profits					-7,295

ANALYSIS OF CASH FLOW in summary, TSEK	2017 Q 2	2016 Q 2	2017 Q1-2	2016 Q1-2	2016 Full year
ONGOING OPERATIONS					
Pretax Profits	2,288	239	11,848	3,049	-7,295
Adjustments for items not included in cash flow	2,712	1,210	4,665	2,433	6,091
Paid income tax	-957	-1,013	-1,555	-1,286	-2,113
Cash flow from ongoing operations before change to working capital	4,043	436	14,958	4,196	-3,317
Changes to operating receivables	7,886	-11,732	16,671	5,864	-5,727
Changes to operating liabilities	-9,187	13,962	-15,328	8,752	9,714
Cash flow from ongoing operations	2,742	2,666	16,301	18,812	670
INVESTMENT OPERATIONS					
Acquisition of operations and shares excl. liquid funds	-1,875	-2,139	-2,375	-4,039	-5,475
Investment in intangible fixed assets	-279	-217	-993	-286	-1,547
Investment in tangible fixed assets	-490	-295	-1,034	-526	-1,720
Cash flow from investment operations	-2,644	-2,651	-4,402	-4,851	-8,742
FINANCING OPERATIONS					
Repayment of loans	-1,700	-1,700	-3,400	-3,400	-6,800
Change of overdraft facility	2,623	1,754	-8,303	-10,318	14,942
Dividends paid	-1,200	–	-1,200	–	–
Cash flow from financing operations	-277	54	-12,903	-13,718	8,142
Cash flow for the period	-179	69	-1,004	243	70
Liquid funds at start of period	336	1,017	1,260	487	487
Exchange differences in liquid funds	116	223	17	579	703
Liquid funds at end of period	273	1,309	273	1,309	1,260

KEY RATIOS, TSEK	2017 Q 2	2016 Q 2	2017 Q1-2	2016 Q1-2	2016 Full year
Profit margin depreciation/amortization and write downs/EBITDA	2.7 %	1.8 %	4.6 %	2.5 %	0.5 %
Operating margin/EBIT	1.4 %	0.4 %	3.3 %	1.0 %	-1.0 %
Profit margin	1.2 %	0.1 %	3.1 %	0.8 %	-1.0 %
<i>Number of shares outstanding at close of report period, thousand</i>					
before and after dilution	10,102	10,102	10,102	10,102	10,102
<i>Average number of shares outstanding, thousand</i>					
before and after dilution	10,102	10,102	10,102	10,102	10,102
Profit per share before and after dilution	0.15 SEK	0.01 SEK	0.87 SEK	0.16 SEK	-0.73 SEK
Equity per share before and after dilution			14.39 SEK	14.33 SEK	13.54 SEK
Equity ratio			43 %	42 %	39 %
Return on capital employed, %			6.2 %	1.9 %	-2.5 %
Return on equity, %			6.4 %	1.6 %	-4.4 %
Average number of employees	514	561	524	555	539
Number of working days	59	62	123	123	253
Turnover per employee in TSEK	365	343	737	665	1,292

Definitions of key ratios, see page 35 in Prevas' annual report 2016.

Accounts, parent company

STATEMENT OF OPERATIONS in summary, TSEK	2017 Q 2	2016 Q 2	2017 Q1-2	2016 Q1-2	2016 Full year
Net turnover	143,522	148,529	296,983	278,674	535,265
Capitalized work	176	–	775	–	711
Other external costs	-52,128	-52,533	-109,780	-92,063	-189,256
Personnel costs	-88,762	-94,632	-177,200	-183,279	-346,213
Amortization and write downs intangible fixed assets	-1,256	-1,243	-2,521	-2,313	-4,868
Depreciation tangible fixed assets	-174	-186	-359	-373	-720
Operating profit/loss	1,378	-65	7,898	649	-5,081
Profit from participation in group companies	3,171	–	3,171	–	-10,200
Interest income and similar profit items	23	17	65	23	2,153
Interest costs and similar profit items	-310	-439	-733	-543	-1,728
Profit after financial items	4,262	-487	10,401	126	-14,856
Tax	-408	68	-1,925	-117	711
Profits for the period	3,854	-419	8,476	9	-14,145

BALANCE SHEET in summary, TSEK	2017 30th June	2016 30th June	2016 31st Dec
Intangible fixed assets	5,514	7,933	7,260
Tangible fixed assets	1,508	1,151	1,315
Financial fixed assets	57,510	63,511	63,763
Current receivables	143,863	138,243	158,192
Cash and Bank	106	16	12
Total assets	208,501	210,854	230,542
Restricted equity	35,932	42,237	42,948
Non-restricted equity	8,476	7,849	-7,016
Equity	44,408	50,086	35,932
Provisions	2,409	5,908	3,764
Long term interest bearing liabilities	–	5,300	1,900
Current interest bearing liabilities	48,188	32,318	57,990
Other interest bearing liabilities	113,496	117,242	130,956
Total liabilities and Equity	208,501	210,854	230,542

With cutting-edge expertise in product development, embedded systems and industrial IT & automation, Prevas contributes with innovative solutions and services that create growth. Prevas was founded in 1985 and is the primary supplier and development partner for leading companies in industries such as life science, telecommunications, automotive, defense, energy and engineering.

Prevas has offices in Sweden, Denmark, Norway and India, and approximately 600 employees. Prevas has been listed on NASDAQ Stockholm since 1998.



Prevas AB (publ)
org.no. 556252-1384
Box 4, (Legeringsgatan 18)
SE-721 03 Västerås
Tel. +46 (0)21-360 19 00
info@prevas.se
www.prevas.se